



35th Annual Pond Tour 2024

Sponsored By
The Pikes Peak Water Garden Society

We extend a warm welcome to our 35th annual city-wide Water Garden Tour. Scheduled for July 27th and 28th, 2024, this year's tour invites you to explore a collection of ten stunning water gardens, open for viewing from 9:00 AM to 4:00 PM, unless otherwise specified. We kindly ask attendees to visit only on the designated days during tour hours.

This self-guided tour is offered free of charge to the public. For your convenience, printable street maps detailing each location can be found at www.ppwgs.org under the Pond Tour link. This also provides brief descriptions to enhance your experience.

As you enjoy the tour, we ask that you respect the privacy of our gracious hosts by refraining from entering their homes. While some hosts may offer refreshments, please plan accordingly as amenities may vary. Capture memories and inspiration through photographs and ideas, and remember that public restrooms are accessible throughout the city, but not on-site at the tour homes.

The Pikes Peak Water Garden Society is dedicated to fostering interest, providing information, and educating enthusiasts on the art of constructing and maintaining water gardens, aquatic life, plants, and keeping a well-balanced pond. Our monthly meetings are held on the 2nd Thursday of each month from April through September, beginning at 7:00 PM. If you want to learn more about our club, join us for a meeting at the Mountain View Church of Christ, conveniently located at 1080 East La Salle Street. This is one block south of the west end of Constitution.

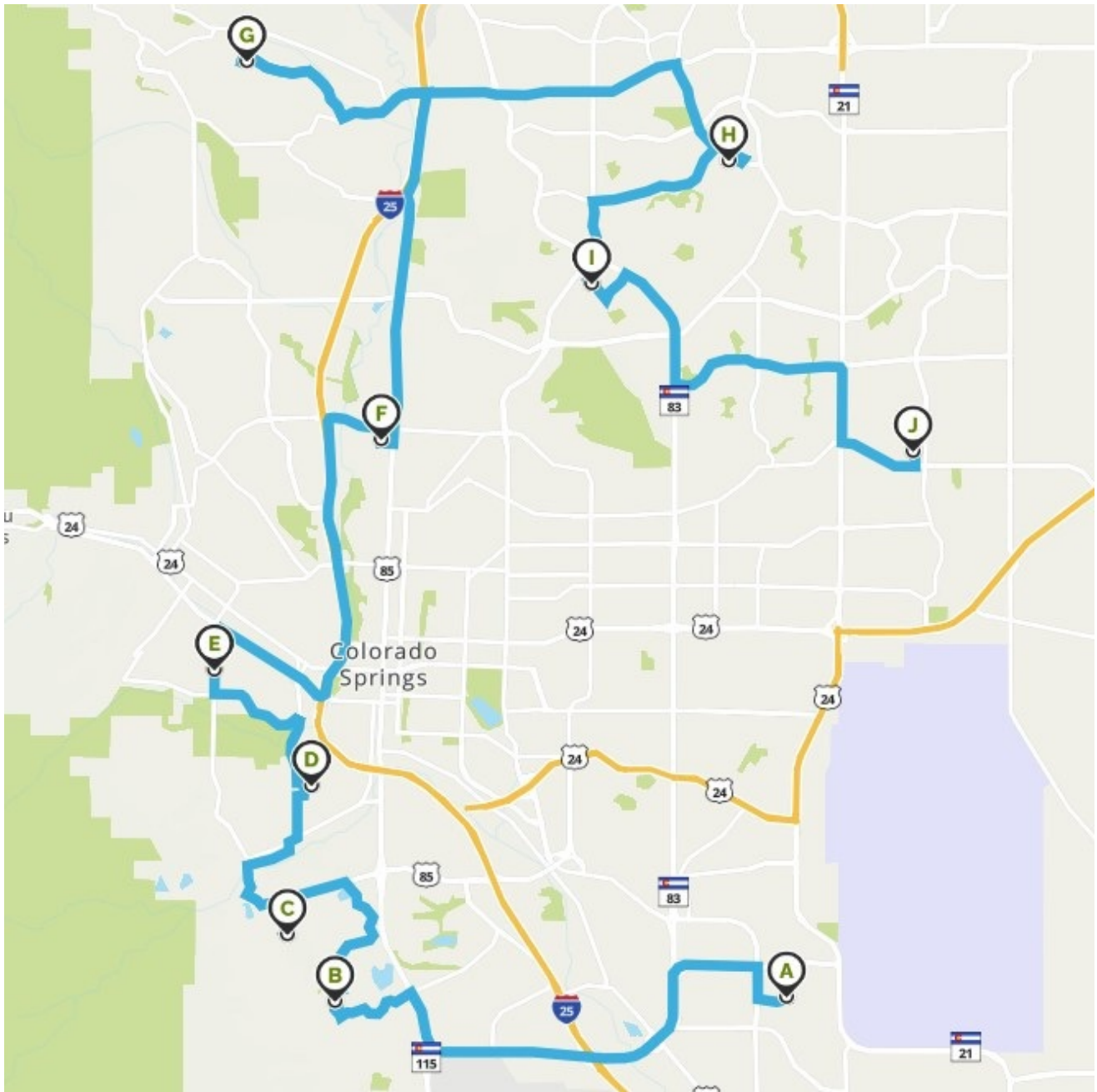
Enjoy The Tour!

*** This map package has been organized by location. ***

*** You will need to plan your own route. ***

*** Visit all of the water gardens at your own pace. ***

Overview Map



A - Rhonda Tulensa's Pond	4929 Barnstormers Ave, Colorado Springs, CO 80911	Saturday & Sunday
B - Kathleen Downs Pond	3965 Wakefield Drive, Colorado Springs, CO 80906	Saturday & Sunday
C - Andrew & Eliot Beaver's Pond	16 Northgate RD, Colorado Springs, CO 80906	Saturday & Sunday
D - Suzanne Smith's Pond	1505 Parkway Drive, Colorado Springs, CO 80905	Saturday
E - Crystal Ponds by Jacob Taylor	1430 S. 21st Street, Colorado Springs, CO 80904	Saturday & Sunday
F - Jim & Alice Poast's Pond	2806 N.Tejon St, Colorado Springs, CO 80907	Saturday & Sunday
G - Gary & Lisa Close's Pond	7305 Wynwood Terrace, Colorado Springs, CO 80919	Saturday & Sunday
H - Justin & Kendra French's Pond	5718 Creekwood Ct., Colorado Springs, CO 80918	Saturday & Sunday
I - Bill & Shirley Weaver's Pond	2727 Westwood Blvd., Colorado Springs, CO 80918	Saturday & Sunday

A - Rhonda Tulensa's Pond - Saturday & Sunday

Pond Description

We invite you to begin our tour with the bucket water garden that sits in front of the house. Then, enter the side yard leading into the backyard. You are welcome to enjoy our fairy friendly garden and pond! It started out as a simple bucket water garden and quickly evolved into an 1100 gallon pond 15 years ago. We have a simple filtration system that is easy to access and clean. As you will readily see, english ivy provides an old world backdrop for the pond. There are several varieties of aquatic plants, and our pond is home to 20 goldfish. Serenity and peaceful relaxation is present while listening to the tinkling of windchimes, the waterfalls and enjoying the comforting fragrance of peppermint. At night the pond and some of the yard is fully lighted. It has truly proven to be our little slice of paradise! Oh, don't forget to say hi to Marcellus who sits on top of the pond structure!

Please enter on the left side of the house.

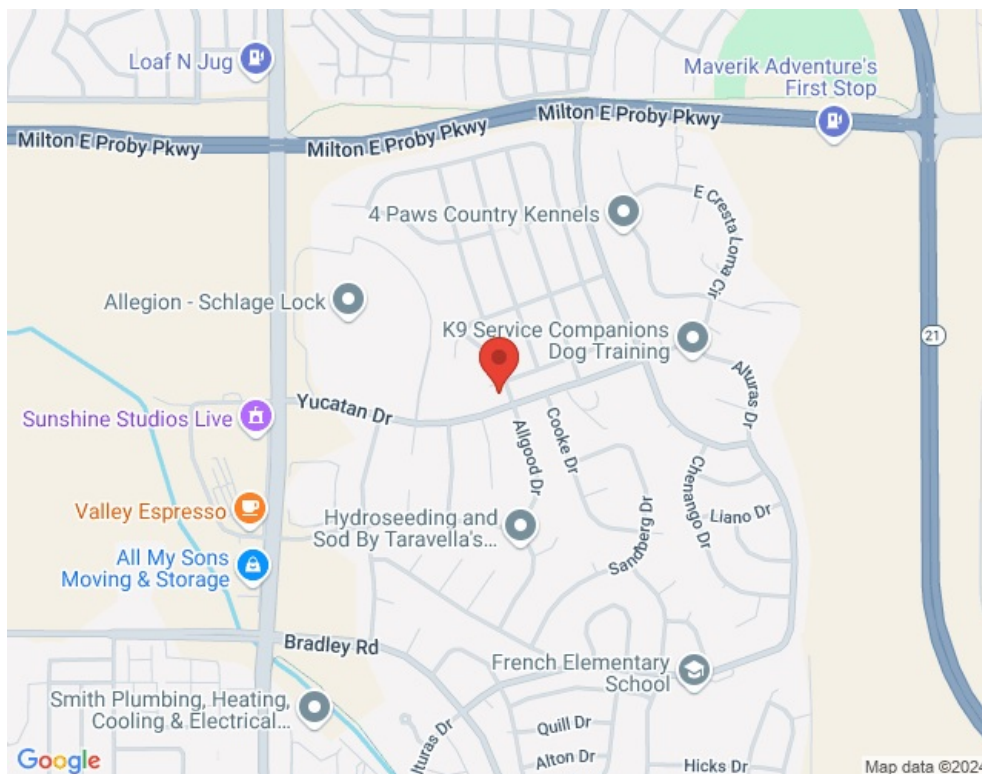
- Pond Gallons: 1100
- Handicap Accessible: Yes

Pond Address

4929 Barnstormers Ave, Colorado Springs, CO 80911

Directions

From Milton E. Proby Pkwy, make a right if coming from S. Academy, or a left if coming from South Powers Blvd., to Hancock Expressway. Turn left on Yucatan, and a left on Allgood Dr. Make an immediate left on Barnstormers Ave. We are on the left on the corner. [Google Map to Pond](#)



B - Kathleen Downs Pond - Saturday & Sunday

Pond Description

The location of the waterfall feature on the property is where the lower tier of a two tier deck was previously located. I took the deck out and wasn't sure what to do with the space. It turned out to be the perfect place for a water feature.

For years I wanted a low maintenance water feature on the property. I have looked at tours for years and last year I found a builder at the pond tour. In the fall of 2023 the feature I have now was installed. This pond is naturalistic and low maintenance. There are no fish in it, and no plants either. It is creek, about 15 feet long, with a small pond at the bottom and a series of small waterfalls. The sound it creates is very soothing and relaxing and one of the primary benefits I was interested in.

Longer term there are plans for more plants surrounding the feature but for now, the plantings are pretty new. For the most part they seem to be thriving, and they will be added to.

Please enter on the left side of the house.

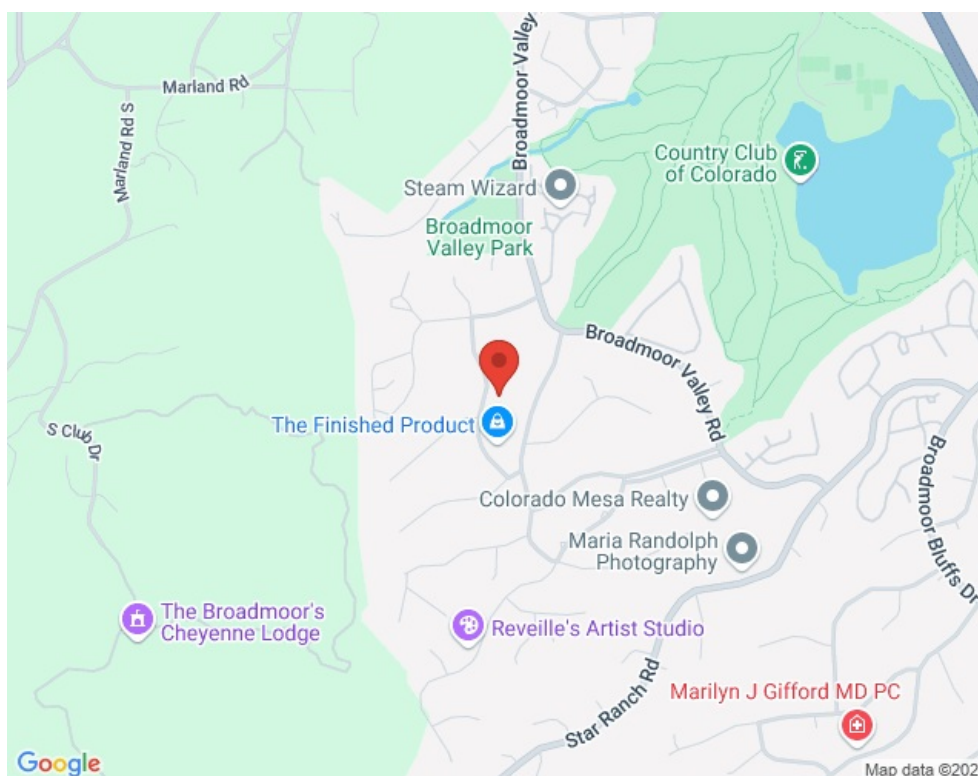
- Pond Gallons: 200
- Handicap Accessible: No

Pond Address

3965 Wakefield Drive, Colorado Springs, CO 80906

Directions

Turn on Roxbury off of Broadmoor Valley Road, then south on Wakefield [Google Map to Pond](#)



C - Andrew & Eliot Beaver's Pond - Saturday & Sunday

Pond Description

This Pond CLOSES at 2 PM on Sunday.

Our pond journey began in 2017 when we purchased this house, which came with a modest pond containing 12 goldfish and no filtration system. Eager to enhance our aquatic haven, we introduced koi, embarking on a steep learning curve in pond maintenance.

Our pond is structured with three levels. The middle level houses our fish, while the top tier is often filled with lilies, hyacinth and water lettuce. Water cascades from the top tier over a 3-foot waterfall into the main pond, which hosts approximately 60 small to medium koi and three larger koi that we've adopted from other homes. From the main pond, water flows through a small stream, under a bridge, and into the lower pond.

We have cultivated a very natural setting around our pond, featuring an array of beautiful plant life. The pond is adorned with many lilies and iris, creating a vibrant and serene environment. Additionally, we have cattails and several canna, which contribute to the lush, green backdrop and enhance the overall aesthetics of our pond.

Our current filtration system operates on two separate loops. The original loop draws water from the bottom of the lower pond, pumps it above ground through a 110W UV sterilizer, then into an Oase Screenmatic gravity filter before returning it to the upper pond. In 2020, Eliot and I added a second water loop to incorporate a top skimmer. We built a pit for an Ultrasieve and a below-grade pump. From there, the water flows through a cyclone filter, another UV sterilizer, and finally into a four-tier shower filter before being cycled back to the upper level.

- Pond Gallons: 10000
- Handicap Accessible: Yes

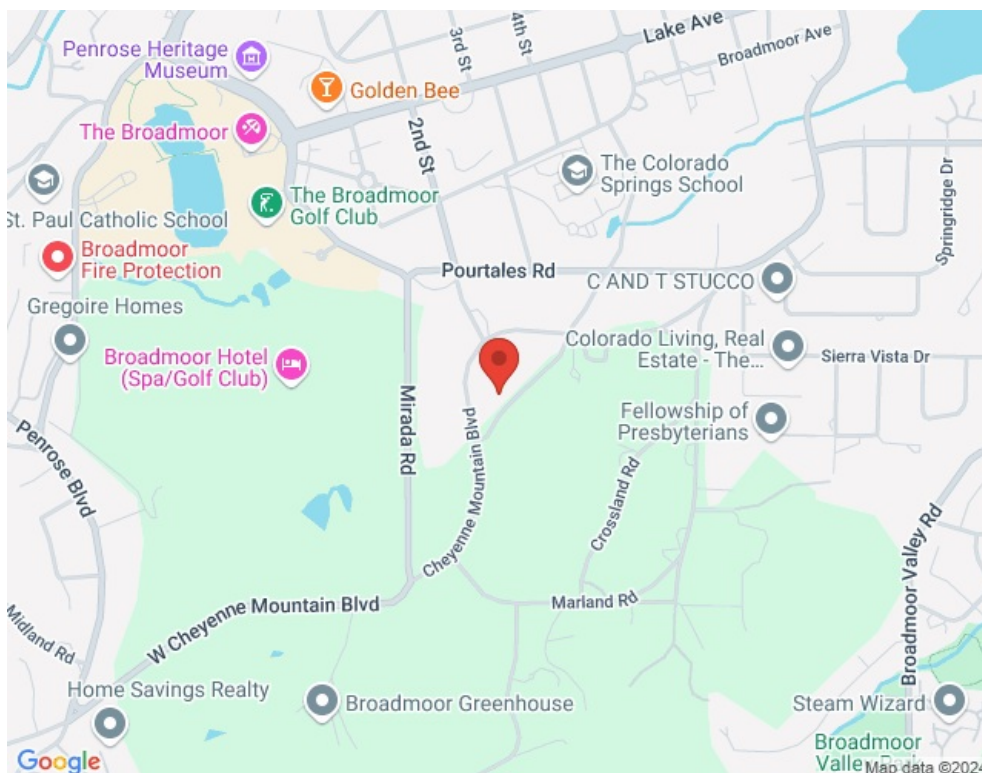
Pond Address

16 Northgate RD, Colorado Springs, CO 80906

Directions

From the Intersection of Hwy 115 (S. Nevada) and Lake Ave, head West on Lake Avenue, turn left on 2nd street and continue until the Tee at Cheyenne Mountain Blvd., turn right on Cheyenne Mountain Blvd and then a sharp left on Northgate Rd. After 1/2 a block, the house will be the 2nd on the left. [Google Map to Pond](#)

*** The pond is in our backyard. Please enter through the wooden gate to the left of the front door



D - Suzanne Smith's Pond - Saturday

Pond Description

We have a 4' x 6' upper filter pond with a waterfall to a 10' x 15' lower pond that is home to koi, goldfish, floating islands, various border plants, irises, and water lilies.

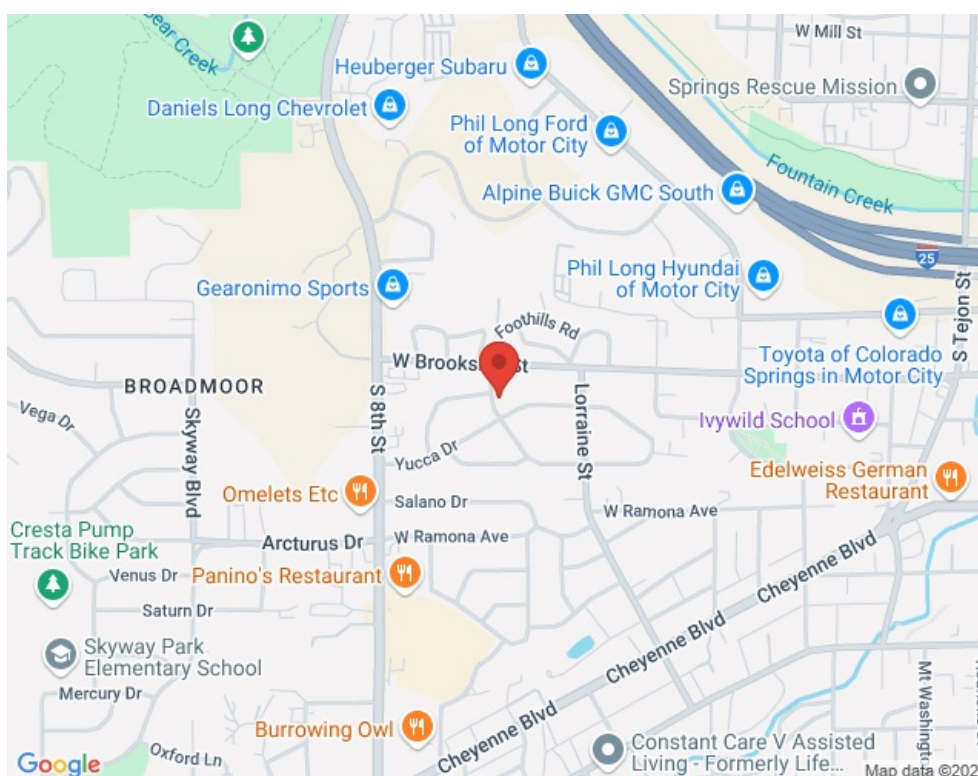
- Pond Gallons: 3500
- Handicap Accessible: Yes

Pond Address

1505 Parkway Drive, Colorado Springs, CO 80905

Directions

From I-25, go south on Tejon 2 blocks to Brookside. Turn right, or west, on Brookside. Parkway Drive is a Left off Brookside. 1505 is the 3rd house on the Left. [Google Map to Pond](#)



E - Crystal Ponds by Jacob Taylor - Saturday & Sunday

Pond Description

This 3,600 gallon jewel of a pond and water garden was created by two people in less than two days. As a demonstration pond for the products sold by Crystal Ponds it showcases an easy to build waterfall with filtration and a large Skimmer with leaf filter, Matala media filtration and an integral UV light.

The wide variety of both hardy and tropical water plants include Water Lilies, Lotus, Iris, Sweet Flag, Umbrella Palm, Pennywort, Taro, Corkscrew Rush, Arrowhead, Bloody Dock and many more. The perimeter plant shelves show the different opportunities with different depths of shelf. Also on display is a plastic storage rack custom size to the pond to allow water lilies and other plants to spread out in the middle of the pond. The use of flexible rubber tubing to form a ring shows how to contain the Hyacinths and Water Lettuce and prevent it from getting stuck in the skimmer.

Twenty Koi with different colors, patterns and sizes call this pond home.

A Rotating Drum Filter and Bakki Shower will be on display to demonstrate the latest in high performance and easy maintenance mechanical and biological filtration.

We look forward to meeting you.

- Pond Gallons: 3600
- Handicap Accessible: Yes

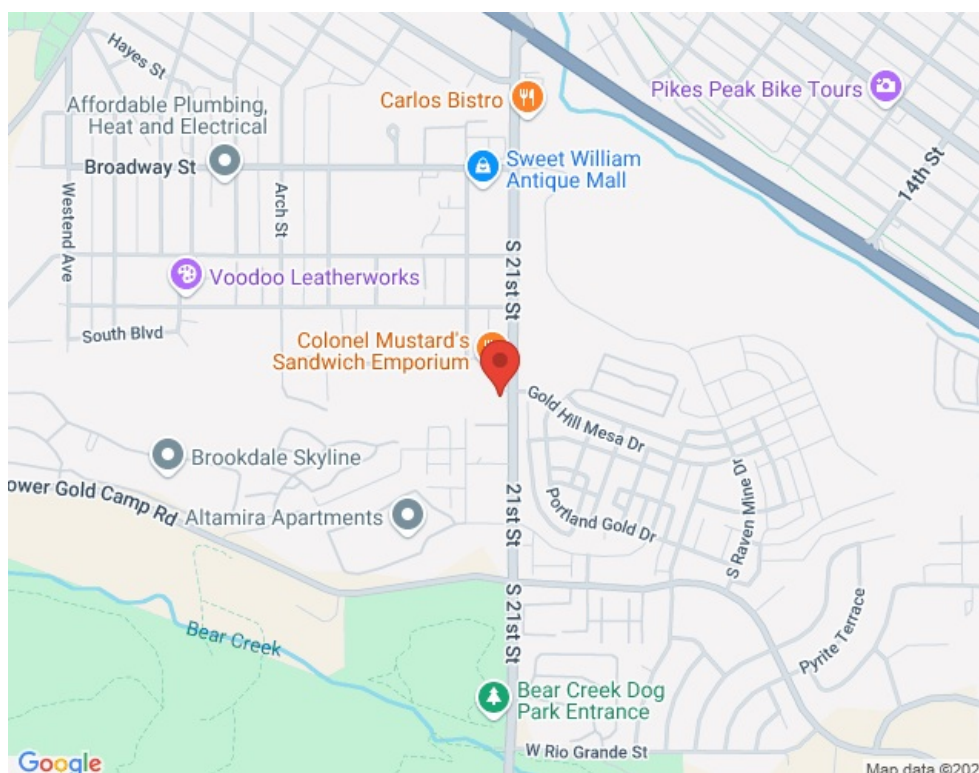
Pond Address

1430 S. 21st Street, Colorado Springs, CO 80904

Directions

From Suzanne Smith's pond - Proceed west on Brookside toward the mountains, Right on 8th street (0.8 miles). Left on Lower Gold Camp Road (1.2 miles) (across from WalMart), Turn right on 21st Street, Crystal Ponds will be on your left just past Patsy's Candy. Driveway is on the south side of the two story brick building with the two large pine trees in front. Parking and pond are in the back. [Google Map to Pond](#)

From I-25, Exit 141 West US24/Cimarron St (1.5 miles), Left on 21st Street (0.6 miles) destination is on your right just past Busch St.



F - Jim & Alice Poast's Pond - Saturday & Sunday

Pond Description

Our pond is nestled between a xeriscape with lawn and numerous plants. The pond holds approximately 2000 gallons of water. The pond has a waterfall and a skimmer system. The skimmer cleans the water and there is no need for a ultraviolet light. The pond has a rock bottom and a cave to protect the Koi from predators. The pond is surrounded by rock and boulders. We have 12 Koi, it is hard to count them as they are fast swimmers and like to group on top of each other. A new little water pond has been added on the south east side of the back yard.

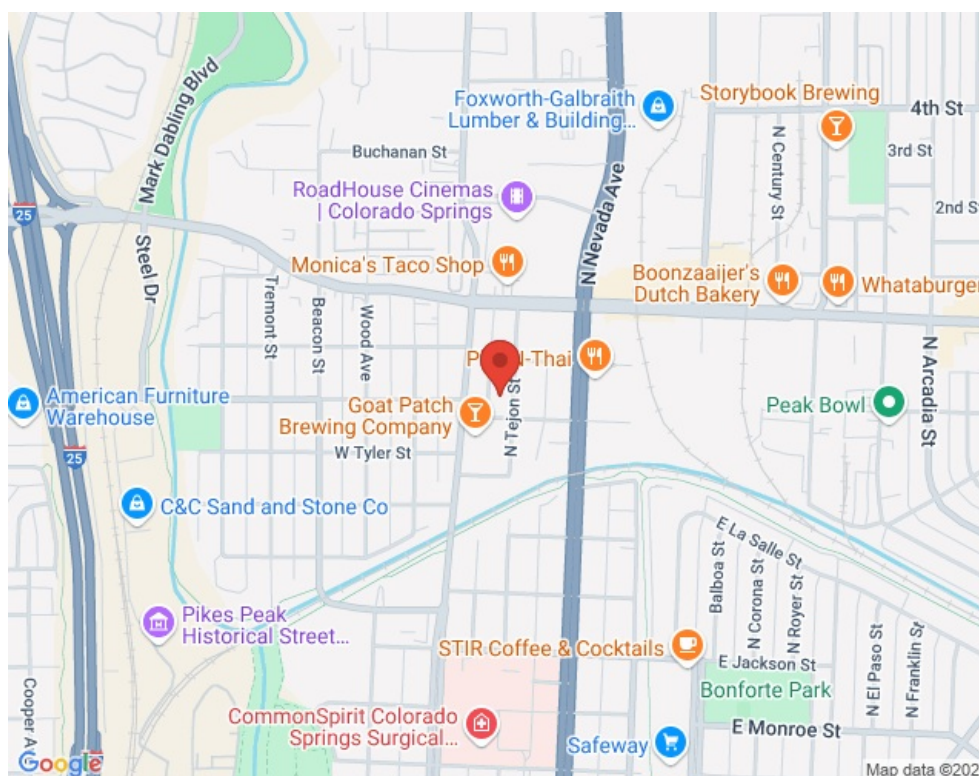
- Pond Gallons: 2000
- Handicap Accessible: Yes

Pond Address

2806 N.Tejon St, Colorado Springs, CO 80907

Directions

We are located at 2806 North Tejon Street. From Fillmore turn south onto N. Tejon ST. follow it until 2806. It is a gray house with a flat roof. Wheelchair accessible from the alley. Otherwise, please enter at the front through the wooden gate. [Google Map to Pond](#)



G - Gary & Lisa Close's Pond - Saturday & Sunday

Pond Description

We have 2 waterfalls on our 1 & 3/4 acre property.

The 1st one is located on the North side of the house. It is a 50 ft. waterfall that cascades 20 ft. into a small pond. Waterfalls are my passion. I built this waterfall for my wife a couple of years after we moved into our house. I appropriately named it Lisa Marie Falls. The waterfall was constructed into the hillside with a spudbar & wrench, all rocks were moved by hand. A labor of love. It is very natural and looks like it has been there forever. The surroundings are all native plants. This is our heaven on earth.

The 2nd waterfall is on the south side of the house. This one cascades 25 ft. into a small pool. Appropriately named Lisa Marie Falls #2. The one is also natural with native surroundings. This is our second heaven on earth.

- Pond Gallons: 300
- Handicap Accessible: Yes

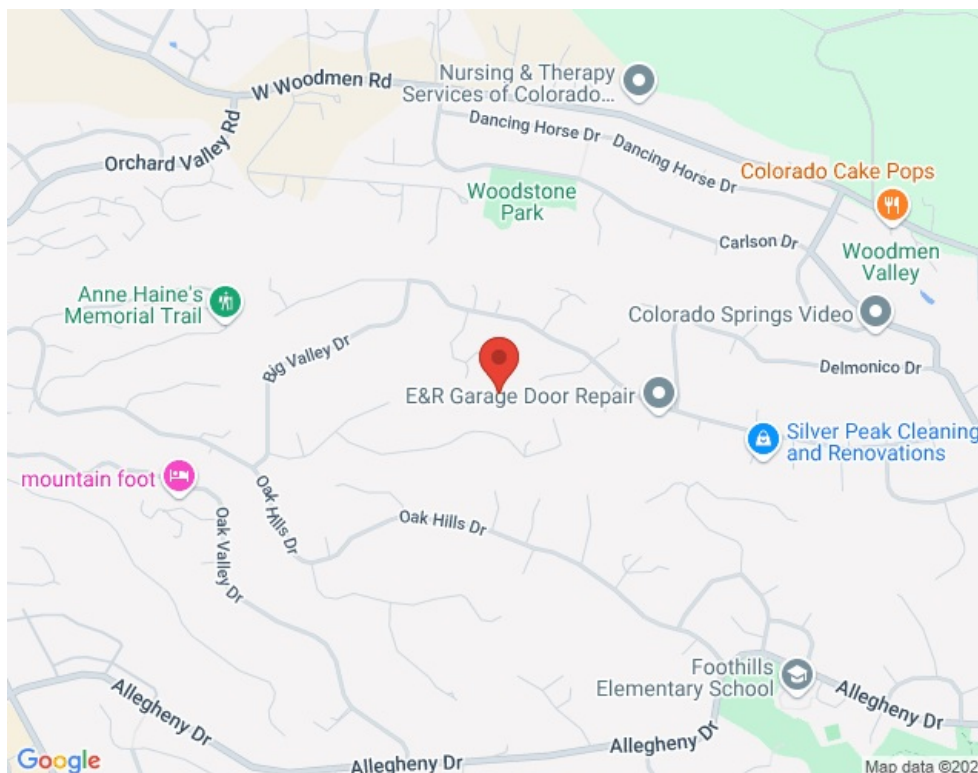
Pond Address

7305 Wynwood Terrace, Colorado Springs, CO 80919

Directions

From Rockrimmon & Delmonico, head north on Delmonico, make a left on Big Valley Drive, then make a left on Wynwood Terrace. We are the last house in the culdesac. Our drive is a flag lot and the driveway is about 100ft long. Please park in the street. For Handicap Parking, you're welcome to pull up into the driveway

[Google Map to Pond](#)



H - Justin & Kendra French's Pond - Saturday & Sunday

Pond Description

Imagine a serene landscape where a picturesque waterfall cascades gracefully down a moss-covered rocky ledge. This stream meanders through lush greenery and vibrant flowers into a tranquil pond filled with colorful koi, dropping a total of 30 feet from start to finish. Look closely and you will see two separate water features creating this illusion. The upper fall is a 600-gallon pond less water feature. The second, a shorter stream that drops into a pool oasis. Rather than a skimmer, we utilize an intake bay filtration system. Enjoy the natural stone bridges, many waterfalls, and lush canopy of native trees and plants. We hope you enjoy our water feature and peaceful retreat as much as we do. A true sanctuary.

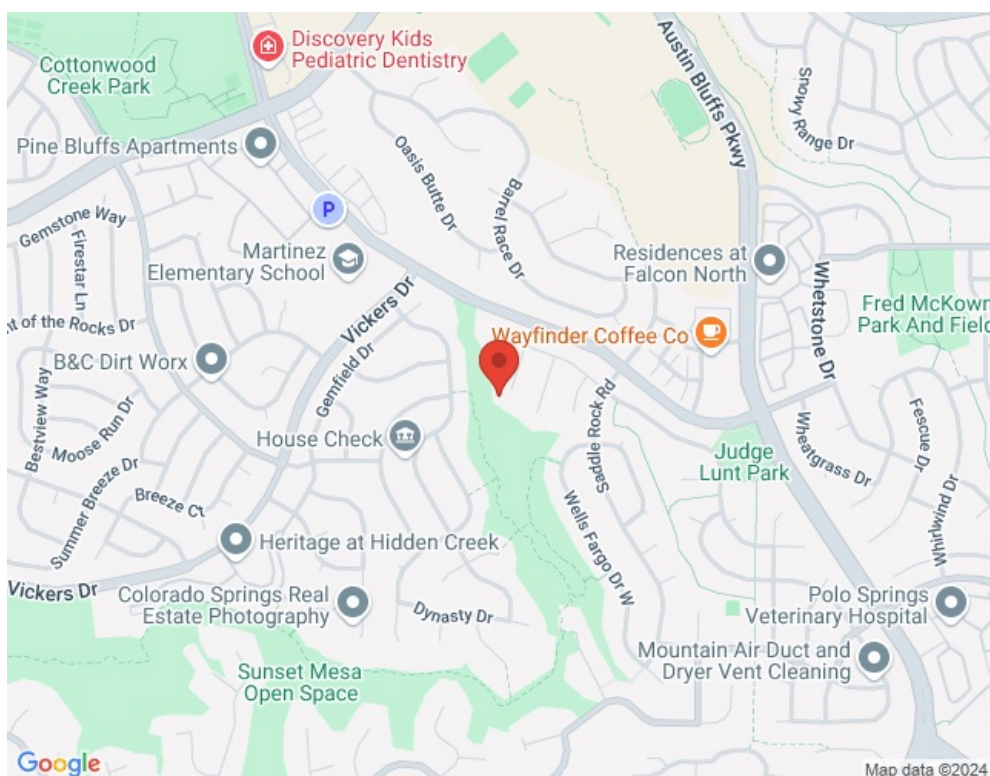
- Pond Gallons: 7600
- Handicap Accessible: No

Pond Address

5718 Creekwood Ct., Colorado Springs, CO 80918

Directions

From I-25, take the Woodmen exit East to Rangewood; turn RIGHT on Rangewood; turn RIGHT on Saddlerock; turn RIGHT Seton; turn LEFT on Creekwood Court [Google Map to Pond](#)



I - Bill & Shirley Weaver's Pond - Saturday & Sunday

Pond Description

In 2020, we decided to change our filter system by adding a pond bog filter. Within a day the water in the pond cleaned up, even without plants. We made a 3-foot waterfall on the left and a channel for the bog on the right side. We currently have 6 KOI and 6 goldfish in our 500-gallon pond. We are using a 2000 GPH pump with an external pressure filter located in a little pump house behind the waterfall.

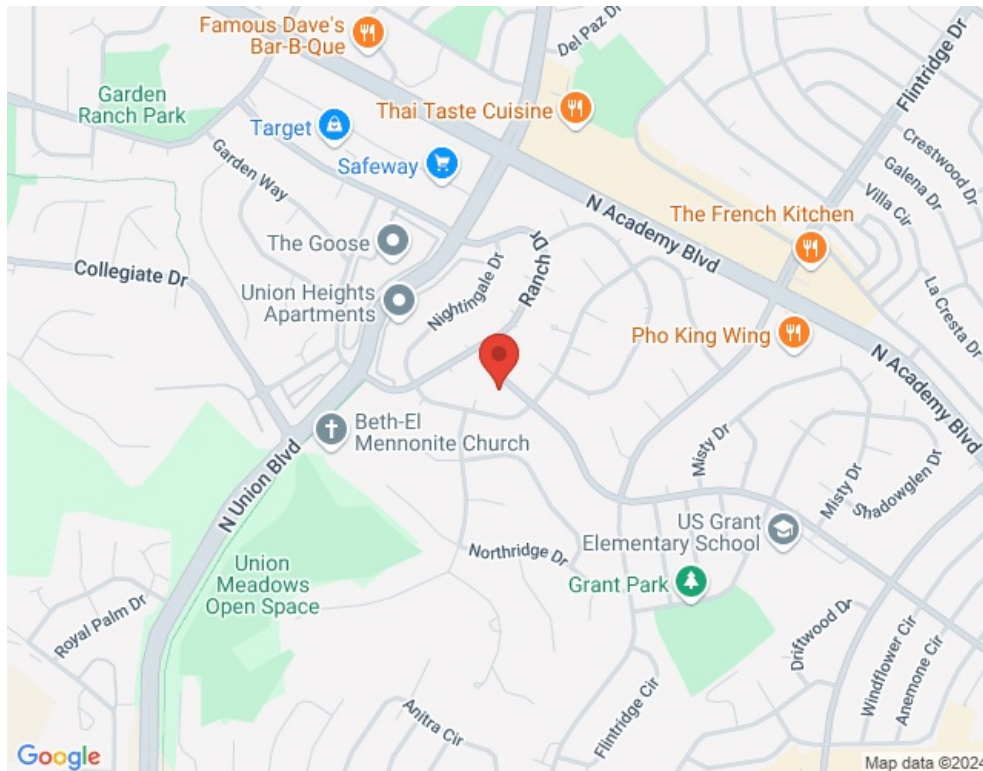
- Pond Gallons: 500
- Handicap Accessible: Yes

Pond Address

2727 Westwood Blvd., Colorado Springs, CO 80918

Directions

From Academy Blvd. turn southwest on Flintridge Drive, continue to the 4-way stop at Westwood Blvd., turn right, and proceed to 2727 Westwood Blvd. [Google Map to Pond](#)



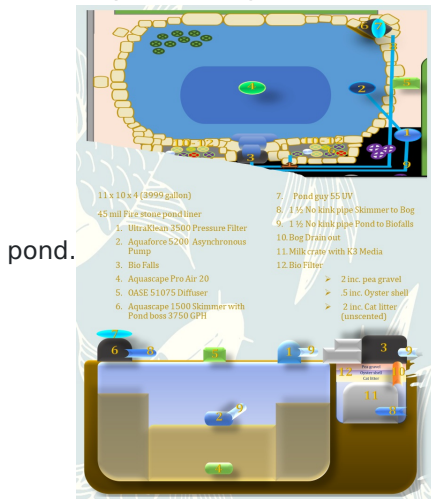
J - Jonah & Marvin Macaspac"s Pond - Saturday & Sunday

Pond Description

Fascinated by the koi in Hawaii and eager to bring a piece of home to our new location, we built a 4x4x4 koi pond in our backyard in 2021, affectionately called the Black Lake. Inspired by my uncle's diverse fish collection and determined to build a pond once we PCS'd to Colorado Springs, where my husband plans to retire, we began planning our pond after moving from Hawaii in 2020. Following necessary home renovations, we constructed our first small pond. As our koi grew, we decided to build a larger 11x11x4 pond in the front yard. Designing took time, but the digging only took a full day, and within three days, the pond had its final touches.

The first year was tough, with 20 of our old koi passing away. However, after extensive research and guidance from SCKC, we deep cleaned the pond this spring, removed small rocks, and revamped our bog with a false bottom, an anoxic filter, oyster shells, and K3 media. We also installed a skimmer with K3 media and Matala filter pads, upgraded our pump from 2000 to 3500 Aquascape UltraKleen, and added an Aquascape thermometer and a 3500 UV light. Now, our water is crystal clear, and our koi are thriving. Looking ahead to fall and winter, we plan to vacuum the pond during Labor Day weekend and are working on finding a suitable cover.

Our koi, including Nemo and Dory (both adopted from the Koi RMKC meet and thriving despite their fin issues), our six survivors, and Sakura the Sanke, enjoy a diet of Blue Ridge mixed feed and will soon switch to NijiKawa All Season and JPD Shori for optimal growth and color enhancement. Seeing our koi flourish in their beautifully crafted home has been incredibly rewarding. Come see how they've grown and thrived in our serene and meticulously designed front yard



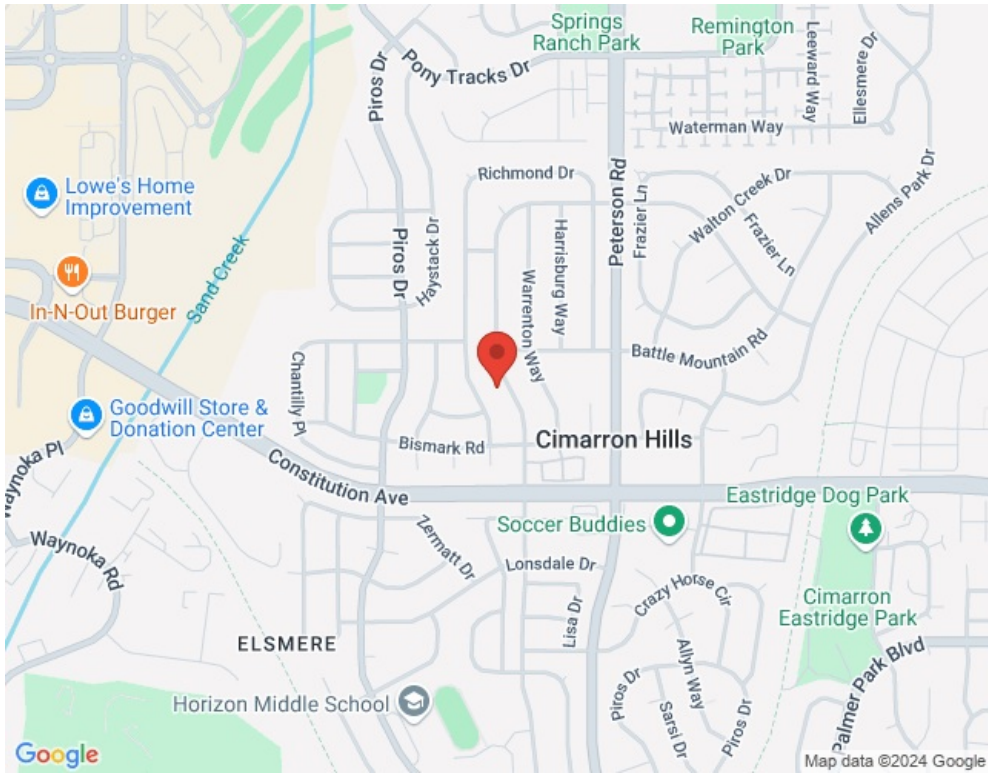
- Pond Gallons: 2900
- Handicap Accessible: Yes

Pond Address

2670 Leoti Drive, Colorado Springs, CO 80922

Directions

Head south on CO-21S (N. Powers Blvd.), use the left two lanes to turn left (east) on Constitution Ave, turn left (north) on to Leoti drive. Our home is located to your right. [Google Map to Pond](#)



The Pikes Peak Water Garden Society

The Pikes Peak Water Garden Society is committed to fostering enthusiasm, education, and expertise in the art of water gardening, aquatic life, plants, and pond maintenance. Central to our mission is the annual Pond Tour, a showcase of our members' exquisite water gardens and yards, which is freely accessible to the public. Each garden owner eagerly shares insights about their pond's unique features, from innovative filtration systems to captivating aquatic life. Visitors are encouraged to engage with hosts, seeking advice or inspiration for their own projects.

Founded in 1989 in Colorado Springs, our society boasts a dedicated membership primarily from the surrounding area. Open to all, our monthly meetings convene on the second Thursday from April through September at 7:00 PM. We meet at the Mountain View Church of Christ at 1080 East La Salle Street. Membership, which supports our activities, is available to anyone with an interest in water gardening or koi keeping, with annual dues set at \$10.00 for individuals and \$15.00 for families. New members joining after the Pond Tour receive membership benefits through the following year. Interested water gardeners are invited to attend a meeting.

Our monthly newsletter, "A Peak at Ponds," which is published on our website around the first of each month, keeps members informed about upcoming events and contains feature articles, along with insights from our president and fellow members. It's a valuable resource for staying connected and informed within our community.

Mark your calendars for our annual Plant Sale, held the first Saturday in June. This event offers a diverse selection of plants, including donations from our members, ensuring that enthusiasts find treasures to enhance their water gardens. The sale starts at 9:30 AM for PPWGS members with a current year membership card and is open to the general public starting at 10:00 AM. This sale runs until 2:00 PM or until supplies are exhausted. If you have a water garden you should not miss this once-a-year sale.

In July, join us for our lively annual Koi Auction, scheduled on the second Thursday. This members-only event allows attendees to bid on a variety of Koi fish, sourced from reputable suppliers, making it an exciting opportunity to acquire beautiful additions for your pond.

The highlight of our summer calendar is the annual Pond Tour, held the last full weekend in July. This tour showcases a wide range of water features, from compact designs perfect for small spaces to expansive ponds teeming with vibrant aquatic ecosystems. It's a chance to glean ideas and insights directly from our members while enjoying the beauty of their creations.

For additional information, including meeting details, event recaps, and member pond showcases, please visit our website. We encourage you to explore this digital hub, featuring a calendar of events, informational documents, links to related videos, member-contributed photos offering a virtual glimpse into their aquatic havens, and so much more.

Whether you are currently enjoying the relaxing benefits of a pond, or you are looking for information on creating your own personal oasis, The Pikes Peak Water Garden Society is the club for you!

www.PPWGS.org